

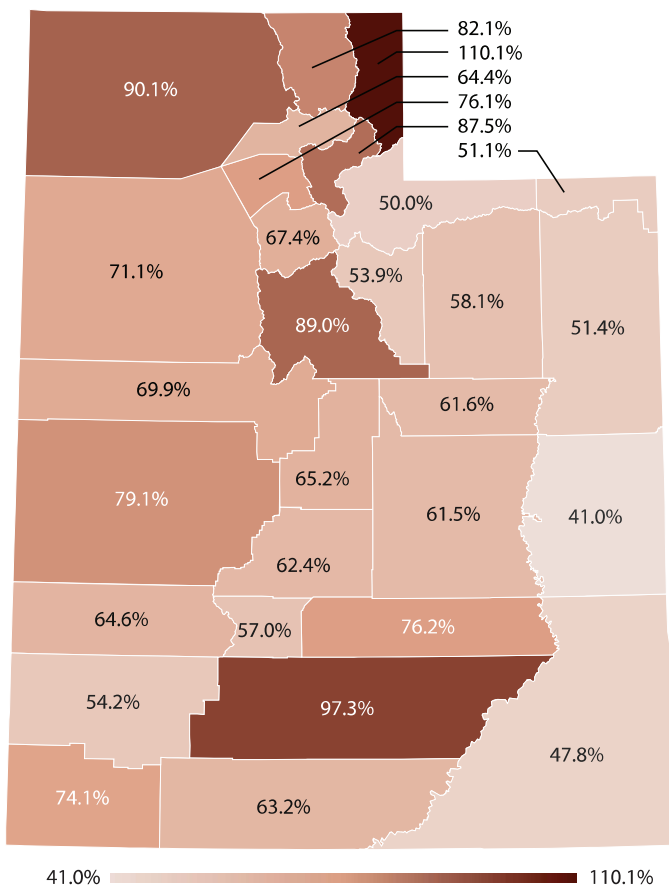
Table 1: Utah Adherents by Religion, Percent Change, 2010-2020

Religious Bodies	2010 Adherents	2020 Adherents	Percent Change
Church of Jesus Christ of Latter-day Saints	1,910,504	2,126,216	11.3%
Catholic Church	160,125	213,155	33.1%
Non-denominational Christian Churches	15,580	26,092	67.5%
Muslims (Estimate)	4,998	25,403	408.3%
Jehovah's Witnesses	N/A	15,092	N/A
Assemblies of God, General Council of the	11,944	14,569	22.0%
Southern Baptist Convention	12,593	10,420	-17.3%
Buddhism, Mahayana	6,496	5,501	-15.3%
Episcopal Church	5,407	4,372	-19.1%
United Methodist Church	6,156	4,066	-34.0%
Greek Orthodox Archdiocese of America	5,130	3,860	-24.8%
Buddhism, Theravada	2,061	3,716	80.3%
Seventh-day Adventist Church	3,066	3,685	20.2%
Presbyterian Church (U.S.A.)	4,624	2,847	-38.4%
Hindu, Traditional Temples	50	2,500	4900.0%
National Baptist Convention, USA, Inc.	1,017	2,095	106.0%
Hindu Yoga and Meditation	N/A	2,084	N/A
American Baptist Churches in the U.S.A.	2,082	2,082	0.0%
Evangelical Lutheran Church in America	3,186	1,976	-38.0%
Lutheran Church (Missouri Synod)	4,070	1,814	-55.4%

Note: Muslims (estimate) represents congregations at mosques defined as Muslim organizations that organize Jum'ah prayer, conduct other Islamic activities, and control the space in which activities are held. A total count of adherents was not included because several religions do not report data for this statistic.

Source: U.S. Religion Census

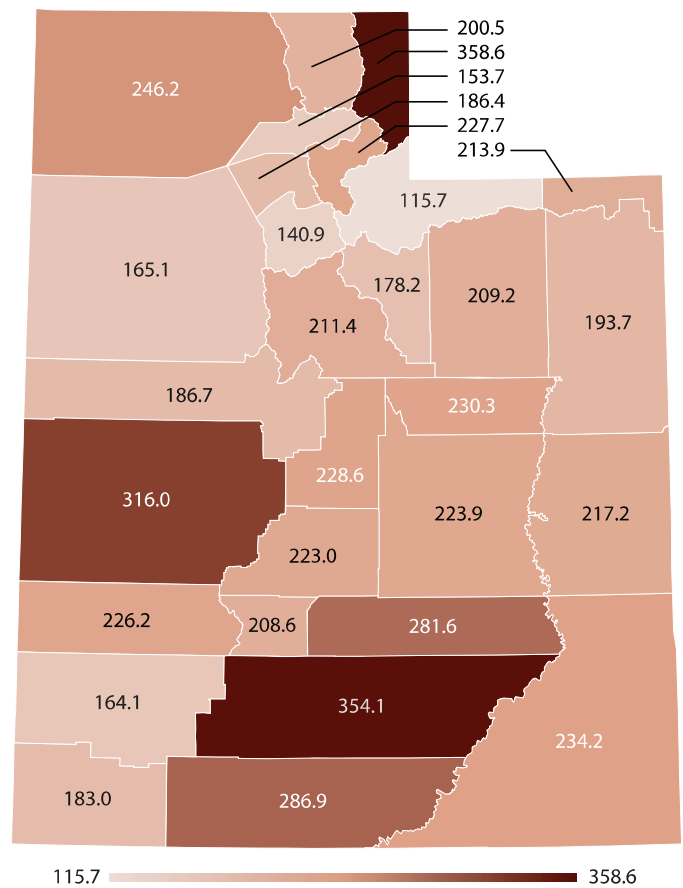
Figure 2: Adherents as a Share of Population by County, 2020



Note: Because "adherents" includes all people attending congregations and timing of the count could coincide with high travel seasons, tourist areas may include large numbers of people who attend a worship service yet live outside the county. Rich County, for example, had over 100% adherents as a share of their population. This is likely due to Rich County's small population relative to the large amounts of travelers attending worship services.

Source: U.S. Religion Census

Figure 3: Congregations per 100,000 Population by County, 2020



Source: U.S. Religion Census

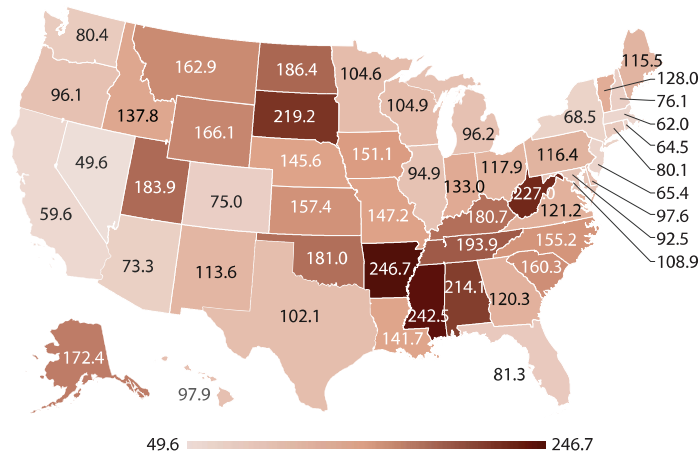
Table 2: Utah Congregations by Religion, Percent Change 2010-2020

Religious Bodies	2010 Congregations	2020 Congregations	Percent Change
Church of Jesus Christ of Latter-day Saints	4,835	5,239	8.4%
Non-denominational Christian Churches	89	112	25.8%
Southern Baptist Convention	79	95	20.3%
Jehovah's Witnesses	28	69	146.4%
Catholic Church	68	66	-2.9%
Assemblies of God, General Council of the	42	52	23.8%
Episcopal Church	27	25	-7.4%
Seventh-day Adventist Church	19	21	10.5%
United Methodist Church	19	20	5.3%
Presbyterian Church (U.S.A.)	23	19	-17.4%
Churches of Christ	19	18	-5.3%
Lutheran Church (Missouri Synod)	19	15	-21.1%
Muslims (Estimate)	9	14	55.6%
Church of God (Cleveland, Tennessee)	14	13	-7.1%
Baha'i Faith	14	11	-21.4%
Church of God of Prophecy	9	10	11.1%
Evangelical Lutheran Church in America	12	10	-16.7%
International Church of the Foursquare Gospel	13	10	-23.1%
United Church of Christ	10	10	0.0%
All remaining religions	209	189	-9.6%
Total	5,557	6,018	8.3%

Note: Muslims (estimate) represents congregations at mosques defined as Muslim organizations that organize Jum'ah prayer, conduct other Islamic activities, and control the space in which activities are held. The penultimate row combines all other religions in the state of Utah (those with fewer than 10 congregations).

Source: U.S. Religion Census

Figure 4: Congregations per 100,000 Population by State, 2020



Source: U.S. Religion Census

Endnotes

1. Adherents, as defined by U.S. Religion Census, include “all members, including full members, their children, and the estimated number of other participants who are not considered members.”
2. Clifford Grammich, Erica Dollhopf, Mary Gautier, Richard Houseal, Dale E. Jones, Alexei Krindatch, Richie Stanley, and Scott Thumma. 2023. 2020 U.S. Religion Census: Religious Congregations & Membership Study. Association of Statisticians of American Religious Bodies.